
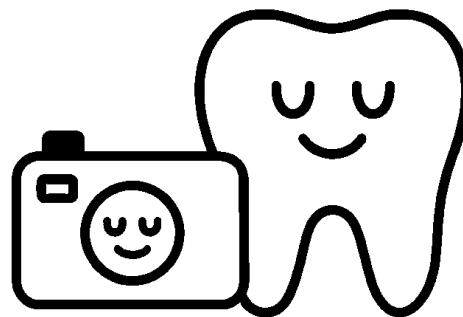


## What's Inside Pictures Of Teeth




A sensory-safe guide to what happens when the dentist takes a tooth picture.

## Tooth Picture



Sometimes the dentist takes a picture of my teeth. This is called an x-ray.

## What It Shows




An x-ray shows the inside of my mouth to help the dentist see.

## Why It Helps



The dentist uses the picture to see what's happening with my teeth.

## How It Feels



The picture doesn't hurt — it's just a way to help keep my teeth strong.

## After The Picture



When it's finished, the dentist knows how to keep my teeth healthy.